

Application Guide – Giolli Liscio Alla Calce

APPLICATION GUIDE: Marmorino / Giolli Liscio Alla Calce Lime Wash

STEP 1: PRODUCT READY & COLORING




WE COLOR FOR YOU
MACHINE-TINTED LID



COLOR YOURSELF

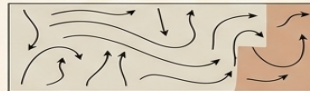


STEP 2: FIRST LAYER & TOOLS



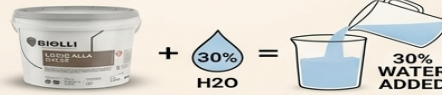
4-WIRE
HAND GRIP

IRREGULAR MOVES



LET DRY
7 HOURS

STEP 3: DILUTION & SECOND LAYER



FINAL LOOK



Dusty Rose-Mauve
Limewash Finish

STEP 4: COATING SELECTOR

INTERIOR

PATINA DAPI for Interior



KITCHEN

PLASTOLUX for Kitchen/High Water



BATHROOM

POLWATER for Bathroom



EXTERIOR

Siloxaan waterafstotend –
Transparente beschermer
voor steen en beton
for Exterior



Final Finish Result – Dusty Rose / Mauve Limewash

Expected decorative finish after completing both coats and protection treatment.



